



Republic of the Philippines
Department of Education
REGION IV-A CALABARZON
SCHOOLS DIVISION OF BATANGAS

Advisory No. 135, s. 2024

November 29, 2024

In compliance with DepEd Order (DO) No. 8, s. 2013
this advisory is issued not for endorsement per DO 28, s. 2001,
but only for the information of DepEd officials,
personnel/staff, as well as the concerned public.
(Visit www.deped.gov.ph)

**Proactive Awareness and Training Campaigns to Survive in Emergency
Situations (Earthquake the BIG ONE)**

The Traverse Learning Experience, is offering a program combination of seminars, training, experimental learning, and film showing exhibits focusing on Proactive Awareness and Training Campaigns to Survive in Emergency Situations. This also complies with Basic Life Support Training Act and relevant life skills under IRR for R.A. 10871 which covers all public and private institutions including Alternative Learning System (ALS) learning centers. This program is in line with School Division Disaster Risk Reduction Management.

The objective of this activity is to heighten social awareness and responsibility for crisis management and disaster preparedness presented in form of movie and experimental learning.

The target participants in this activity are the students.

Participation on this activity is subject to the no-disruption-of-classes policy provided under DepEd Order No. 9, s. 2005 titled Instituting Measures to Increase Engaged Time-on Task and Ensuring Compliance Therewith and the policy on off campus activities stated in DepEd Order No. 66, s. 2017

For more information, please contact:

Mary Joana P. Cortez

Sales & Marketing Manager

0975-7773620/0966-0049528/0999-7235048

wfttjoancortez@yahoo.com.ph

LAA/ Proactive Awareness and Training Campaigns to Survive in Emergency Situations (Earthquake the BIG ONE)
R2-138360/ 11-29-2024



Address: Provincial Sports Complex, Bolbok, 4200 Batangas City

Telephone: (043)722-1840 / 722-1796

Email Address: deped.batangas@deped.gov.ph

Website: www.depedbatangas.com



MOBILE EDUCATIONAL LEARNING EXPERIENCE

DR. MARITES A. IBÑEZ
SCHOOLS DIVISION SUPERINTENDENT
OFFICE OF THE SCHOOLS DIVISION SUPERINTENDENT
 DEPED BLDG. PROVINCIAL COMPLEX, BOLBOK, BATANGAS

**Subject: Proactive Awareness and Training Campaigns to Survive in Emergency Situations
 (Earthquake the BIG ONE)**




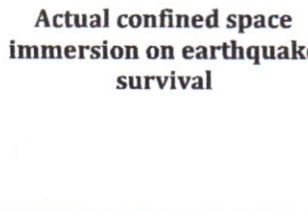
Greetings!

Hoping all is well as we face another school year. We are pleased to introduce your learners to an alternative, comprehensive, and transformative educational opportunity.

Our Program is a combination of seminars, training, experiential learning, and film-showing exhibits focusing on **Proactive Awareness and Training Campaigns to Survive in Emergency Situations**. This also complies with **DepEd Basic Life Support Training Act and relevant life skills under IRR for R.A. 10871** which covers all public and private institutions including Alternative Learning System (ALS) learning centers. This program is in line with School Division Disaster Risk Reduction Management.

The positive use of the seminar training and film-showing exhibit enables students and youth to become informed and collaborate innovatively. The learning content which includes disaster preparedness combines the art form of the exhibit while heightening our social awareness and responsibility for crisis management and disaster preparedness presented in form of movie and experiential learning.

Our Activity Program features Four (4) interactive participation that surely educate the learners.

STATION 1	STATION 2	STATION 3	STATION 4
Disaster Awareness Film Showing Exhibit "Faultline"	Experiential Learning on CPR-Demonstration	Interactive drill on fire & earthquake evacuation	Actual confined space immersion on earthquake survival
			
The film focuses on emergency response and preparedness. Learners will be aware of the catastrophe of earthquake	An actual Hands-on performance practice highlighting the right procedure of learning activity on Cardio Pulmonary Resuscitation, CPR- Demonstration	An exercise conducted in the classroom or outside the classroom to enhance the capabilities of the learners to immediately in evacuation Scenario	A tunnel-like confined space to experience the nearest actual environment and how to survive in it.



MOBILE EDUCATIONAL LEARNING EXPERIENCE

Details of Implementations:

Venue - to be approved by Traverse and school management


Date of Exhibit - will be given by the school teacher /coordinator depend on availability of booking schedules

We hold firm in our commitment to provide an excellent activity to our clients' schools and their students. **This paved the way for us to ask your good office for the permission for us to visit and conduct school activities within your supervision.**

Thank you for considering our proposal, and we look forward to supporting the holistic development of school students through this Proactive Awareness and Training Campaign to Survive in Emergency Situations Program.

Respectfully yours,


Mary Joana P. Cortez
Sales & Marketing Manager
0975-7773620/0966-0049528/0999-7235048
Email Add:wfttjoancortez@yahoo.com.ph


Mary Jane Maca
Account Executive
0920 622 4774
maryjanemaca04@gmail.com



MOBILE EDUCATIONAL LEARNING EXPERIENCE

PROGRAM INCLUSIONS

1. Filmshowing
 - 70inch Smart TV monitor for classroom set up
 - Free LEDWALL for minimum 800pax and above
 - Sound System

2. Training
 - Emergency Evacuation Awareness Training
 - First Aid Lecture and instructor
 - Actual CPR Demonstration and return demo with dummy


3. Exhibit
 - 4 Pcs 3x6 Meter Collapsible structure
 - Smoke machine, snow machine ,strobe lights, bubble machine, ambulance siren (for effects)
 - Exhaust fan and aircon with generator

Standard simultaneous activity of seminar, training and film showing exhibit time

Time	Film Showing	CPR Demonstration	Fire & Earthquake Drill	Confine Space Immersion
8:00 AM - 12:00 NN	A.	B.	C.	D.
<i>LUNCH BREAK (12:00 NN – 1:00 PM)</i>				
1:00 PM - 4:00 PM	E.	F.	G.	H.



MOBILE EDUCATIONAL LEARNING EXPERIENCE



**Subject: Proactive Awareness and Training Campaigns to Survive in Emergency Situations
(Earthquake the BIG ONE)**




Greetings!

Hoping all is well as we face another school year. We are pleased to introduce your learners to an alternative, comprehensive, and transformative educational opportunity.

Our Program is a combination of seminars, training, experiential learning, and film-showing exhibits focusing on **Proactive Awareness and Training Campaigns to Survive in Emergency Situations**. This also complies with **DepEd Basic Life Support Training Act and relevant life skills under IRR for R.A. 10871** which covers all public and private institutions including Alternative Learning System (ALS) learning centers. This program is in line with School Division Disaster Risk Reduction Management.

The positive use of the seminar training and film-showing exhibit enables students and youth to become informed and collaborate innovatively. The learning content which includes disaster preparedness combines the art form of the exhibit while heightening our social awareness and responsibility for crisis management and disaster preparedness presented in form of movie and experiential learning.

Our Activity Program features Four (4) interactive participation that surely educate the learners.

STATION 1	STATION 2	STATION 3	STATION 4
<p>Disaster Awareness Film Showing Exhibit "Faultline"</p> 	<p>Experiential Learning on CPR-Demonstration</p> 	<p>Interactive drill on fire & earthquake evacuation</p> 	<p>Actual confined space immersion on earthquake survival</p>
<p>The film focuses on emergency response and preparedness. Learners will be aware of the catastrophe of earthquake</p>	<p>An actual Hands-on performance practice highlighting the right procedure of learning activity on Cardio Pulmonary Resuscitation, CPR-Demonstration</p>	<p>An exercise conducted in the classroom or outside the classroom to enhance the capabilities of the learners to immediately in evacuation Scenario</p>	<p>A tunnel-like confined space to experience the nearest actual environment and how to survive in it.</p>



MOBILE EDUCATIONAL LEARNING EXPERIENCE

Program Objectives:

- 1.) To use the seminar training and film showing as an alternative activity in response to DEPED issued guideline IRR of R.A. 10871 also known as "Basic Life Support Training School ACT" that covers both public and private basic education schools and institution, including Alternative Learning System (ALS) learning centers
- 2.) To carry out a learning school activity in the most efficient and effective way.
- 3.) To be able to conduct an activity in the most economical way without sacrificing the obligation to achieve quality and excellence.
- 4.) To be an active partner of school in molding the students to become competitive in all areas of learning.

Seminar, Training and Film Showing "FAUTLINE" Earthquake the Big One inclusions:
Php350.00 per head

1.Seminar Lectures and training with students

- Emergency Evacuation Awareness Training
- First Aid Lecture
- CPR Demonstration and return demo(hands on)

2.Sound and monitor set up(LED wall for 800 viewers and above)

PROGRAM INCLUSIONS:

1. Training and Seminar

- Emergency Evacuation Awareness Training
- First Aid Lecture and Instructor
- Actual CPR Demonstration and return demo with dummy

2. Exhibit

- 4 Pcs 3x6 Meter Collapsible structure
- Smoke machine, snow machine ,strobe lights, bubble machine, ambulance siren (for effects)
- Exhaust fan and air-con with generator

3. Filmshowing

- 70inch Smart TV monitor for classroom set up
- Free LEDWALL for minimum 800pax and above
- Sound System



MOBILE EDUCATIONAL LEARNING EXPERIENCE

SPACE REQUIREMENT AND EXHIBIT MATERIALS GUIDE

Station 1 . FILM SHOWING


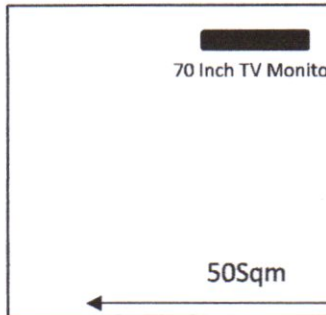
Estimated Seating Capacity

Classroom 60 students per screening

Auditorium 150-300 students per screening

Covered Court 300 – 500 students



(LED WALL - 9 x 12)



Station 2 . CPR DEMONSTRATION

Station 3 . FIRE & EARTQUAKE DRILL

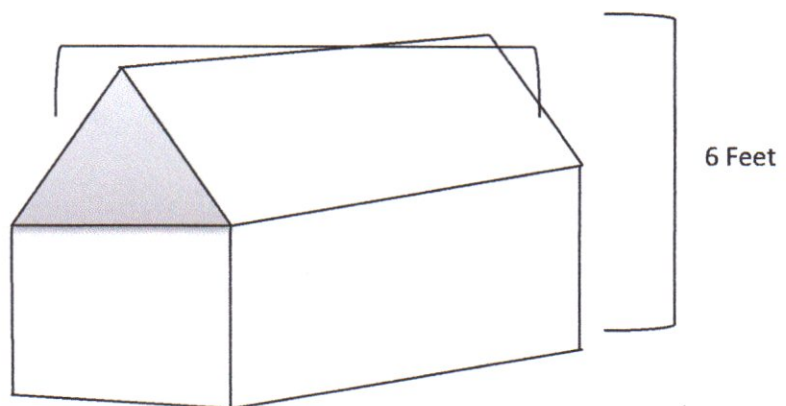
The training can be done inside the classroom, auditorium or covered court



Station 4 . CONFINE SPACE IMMERSION

4Pcs 3x6 Meters collapse structure
28m x 15m

24 Meters



*Free installation (Ingress : 3Hrs | Egress: 2 hrs)

*Free Onsite Ocular

"FAULTLINE"

Genre: Drama, Action
A disaster preparedness and awareness film
Directed by: Toto Natividad

Synopsis

The story begins with Rico Juan, a rescue worker who is serious with his profession and good at also sharing his knowledge of how to be prepared in dire situations. And on one day without any warning whatsoever, a totally strong earthquake hits the location and one of the heavily struck was a hospital that incidentally he has already on scene. Rico was the area's first responder.

Like the true rescuer that he is, immediately he went on to assist people to move away from the danger zones and helped those in need. The first rescue to arrive is led by CHIEF JIMMY and they too immediately helped the people and set up their rescue centre.

Meanwhile, inside the hospital three other heroes are also on the scene helping, ROGELIO and JOEY- a Rescue worker and his trained daughter and LUCY, a nurse who is also Rico's wife, they begin assisting the patients to begin their escape from the higher floors.

Rico along with his co-rescuers continue the hard and arduous task to evacuating the patients of the hospital with their proper and correct procedures to ensure their safety.

Along with the assistance of their good mayor, Rico, Chief Jimmy, Rogelio, Lucy and Joey with the rescuers perform the task of competent rescue to all in the time of need.

This film focuses the emphasis on rescue and preparedness in dire times for before, on the time and after a disaster strike.

KIKO MATOS
JEFFREY SANTOS PHOEBE WALKER ROBSY DONUMALI
A film by: TOTO NATIVIDAD



FILM: FAULTLINE

Date: _____

Name: _____

Grade & Section: _____

Adviser: _____

A. Multiple Choice: Write the correct answer on the space provided.

____ 1. What is the concept of the film?

- a. Disaster preparedness
- b. Disaster awareness
- c. Disaster prevention /mitigation
- d. All of the above

____ 2. What is the "Pacific Ring of Fire"?

- a. Are countries prone to flooding
- b. Are countries prone to earthquake
- c. Are countries prone to volcanic eruption
- d. Are countries prone to disasters

____ 3. When was the last time Mt. Taal erupted?

- a. 2019
- b. 2020
- c. 2018
- d. 2022

____ 4. Who is the incident commander in the movie?

- a. Rico
- b. Chief jimmy
- c. Rogelio
- d. Joseph Jose

____ 5. What is the first thing to do during an earthquake?

- a. Dock cover roll
- b. Dock cover hold
- c. load and go
- d. none of the above

____ 6. If a patient is not breathing and has no pulse, we should?

- a. Call for ambulance
- b. Call rescuers
- c. start CPR
- d. none of the above

____ 7. How to properly use a fire extinguisher?

- a. PAST
- b. PASS
- c. PASE
- d. None of the above

- _____ 8. What is the use of a whistle in emergency?
- a. To call attention
 - b. To call for a foul
 - c. To stop
 - d. none of the above
- _____ 9. What do we need to prepare if disaster strike?
- a. Go bag
 - b. Money
 - c. Clothes
 - d. none of the above
- _____ 10. Hazards present in the movie
- a. Earthquake/fire/landslide
 - b. Earthquake fire/flood
 - c. Earthquake/fire/medical emergencies
 - d. multiple casualties
- _____ 11. To control bleeding, we must apply?
- a. Sugar
 - b. Betadine
 - c. Direct pressure on the wound
 - d. Alcohol
- _____ 12. After an earthquake and you are inside the building?
- a. You must stay inside the building
 - b. Call your love ones
 - c. Go to highest floor of the building
 - d. Evacuate and stay outside the building
- _____ 13. In First Aid, do we need to remove an impaled object from the body right away?
- a. Yes
 - b. No
 - c. maybe
 - d. none of the above
- _____ 14. What national agency is responsible for ensuring the protection and welfare of the people during disaster?
- a. PAGASA
 - b. NDRMMC
 - c. AFP
 - d. PHILVOLCS
- _____ 15. When does an earthquake occur?
- a. Election
 - b. Terrorist attack
 - c. storm
 - d. movement of tectonic plates
- _____ 16. Government agency in charge of monitoring and study of seismic activity
- a. PAGASA
 - b. NDRRMC
 - c. OCD
 - d. PHIVOLCS
- _____ 17. What province is the most earthquake free?
- a. Palawan
 - b. Cebu
 - d. Romblon
 - d. Aurora
- _____ 18. What are the basic things needed in a "GO BAG"?
- a. Food water medicine
 - c. Food water cellphone

- b. Food water money d. all of the above

_____ 19. What tool can we use to alert the rescuers if trapped from a collapsed structure?

- a. Whistle c. shout
b. Tap hard objects d. none of the above

_____ 20. What profession are represented by Rogelio, Chief Jimmy and Rico in the movie?

- a. Police c. Actor
b. Teacher d. Rescuer

Summative: Please provide a brief explanation on how you understood the movie.

1. Briefly discuss the importance of emergency preparedness. (15 points)

2. What have you learned in the story. (15 points)

PARENTS/ GUARDIAN CONSENT FORM

Name of Learner: _____

Date of Birth: _____ Sex: _____

Parent's/ Guardian's Name: _____

Relationship to Learner: _____

Home address: _____

Contact Number/s: _____

Title of the Activity: **FAULTLINE** – Seminar lecture and training with Film Showing Exhibit. The movie is focusing in Proactive Awareness and Training Campaign to Survive .

Objectives:

1. To use the seminar training and film showing as an alternative activity in response to DepEd issued guideline IRR of R.A 10871 also known as "BASIC Life Support Training School ACT" that covers both public and private basic education schools and institution ,including Alternative Learning System(ALS)learning system
2. To carry out a learning school activity in the most efficient and effective way
3. To be able to conduct an activity in the most economical way without sacrificing the obligation to achieve quality and excellence
4. To be an active partner of the school in molding the students to become competitive in all areas of learning.

School Venue: _____

Date of Activity: _____

Amount: Php. 350.00 per student/parent

FAULTLINE INCLUSIONS:

- Film with film and sound and monitor set up
- Seminar ,Lecture and training with students after the film Trainings "FIRST RESPONDER COURSE"
 - Emergency Evacuation Awareness Training
 - First Aid Lecture
 - CPR Demonstration and return demo (Hands on)
- FREE Seminar, Lecture and Training for all teachers and non-teaching

As the parent/ Guardian of the above mentioned learner, I hereby acknowledge that I have been informed of the details of **FILM SHOWING"FAULTLINE"** about **EARTHQUAKE** .This exhibit is voluntarily participating in this film showing activity. Furthermore, I understand and agree that the rules and regulations established for the said activity are the safety and security of the participants, and thus instruct my child or children to obey them.

Having understood all the aforementioned, I hereby consent to allow my child or children to participate, acknowledging all of the foregoing. I am solely responsible for providing any expenses for my child or children's participation in the activity.

Parent/ Guardian's Name and Signature _____

Date _____

PARENTS/ GUARDIAN CONSENT FORM

Name of Learner: _____

Date of Birth: _____ Sex: _____

Parent's/ Guardian's Name: _____

Relationship to Learner: _____

Home address: _____

Contact Number/s: _____

Title of the Activity: **FAULTLINE** – Seminar lecture and training with Film Showing Exhibit. The movie is focusing in Proactive Awareness and Training Campaign to Survive .

Objectives:

1. To use the seminar training and film showing as an alternative activity in response to DepEd issued guideline IRR of R.A 10871 also known as "BASIC Life Support Training School ACT" that covers both public and private basic education schools and institution ,including Alternative Learning System(ALS)learning system
2. To carry out a learning school activity in the most efficient and effective way
3. To be able to conduct an activity in the most economical way without sacrificing the obligation to achieve quality and excellence
4. To be an active partner of the school in molding the students to become competitive in all areas of learning.

School Venue: _____

Date of Activity: _____

Amount: Php- 350.00 per student/parent

FAULTLINE INCLUSIONS:

- Film with film and sound and monitor set up
- Seminar ,Lecture and training with students after the film Trainings "FIRST RESPONDER COURSE"
 - Emergency Evacuation Awareness Training
 - First Aid Lecture
 - CPR Demonstration and return demo (Hands on)
- FREE Seminar, Lecture and Training for all teachers and non-teaching

As the parent/ Guardian of the above mentioned learner, I hereby acknowledge that I have been informed of the details of **FILM SHOWING"FAULTLINE"** about **EARTHQUAKE** .This exhibit is voluntarily participating in this film showing activity. Furthermore, I understand and agree that the rules and regulations established for the said activity are the safety and security of the participants, and thus instruct my child or children to obey them.

Having understood all the aforementioned, I hereby consent to allow my child or children to participate, acknowledging all of the foregoing. I am solely responsible for providing any expenses for my child or children's participation in the activity.

Parent/ Guardian's Name and Signature _____

Date _____

TRAVERSE ENTERTAINMENT PRODUCTION

PARENT'S/ GUARDIAN CONSENT FORM

Name of Learner: _____

Date of Birth: _____ Sex: _____

Parent's/ Guardian's Name: _____

Relationship to Learner: _____

Home address: _____

Contact Number/s: _____

Title of the Activity: FAULTLINE - Seminar lecture and training with Film Showing Exhibit. The movie is focusing in Proactive Awareness and Training Campaign to Survive .

Objectives:

1. To use the seminar training and film showing as an alternative activity in response to DepEd issued guideline IRR of R.A 10871 also known as "BASIC Life Support Training School ACT" that covers both public and private basic education schools and institution ,including Alternative Learning System(ALS)learning system
2. To carry out a learning school activity in the most efficient and effective way
3. To be able to conduct an activity in the most economical way without sacrificing the obligation to achieve quality and excellence
4. To be an active partner of the school in molding the students to become competitive in all areas of learning.

School Venue: _____

Date of Activity: _____

Amount: ~~Php- 350.00~~ per student/parent

FAULTLINE INCLUSIONS:

- Film with film and sound and monitor set up
- Seminar ,Lecture and training with students after the film Trainings "FIRST RESPONDER COURSE"
 - Emergency Evacuation Awareness Training
 - First Aid Lecture
 - CPR Demonstration and return demo (Hands on)
- FREE Seminar, Lecture and Training for all teachers and non-teaching

As the parent/ Guardian of the above mentioned learner, I hereby acknowledge that I have been informed of the details of FILM SHOWING"FAULTLINE" about EARTHQUAKE .This exhibit is voluntarily participating in this film showing activity. Furthermore, I understand and agree that the rules and regulations established for the said activity are the safety and security of the participants, and thus instruct my child or children to obey them.

Having understood all the aforementioned, I hereby consent to allow my child or children to participate, acknowledging all of the foregoing. I am solely responsible for providing any expenses for my child or children's participation in the activity.

Parent/ Guardian's Name and Signature _____

Date _____

TRAVERSE ENTERTAINMENT PRODUCTION

PARENT'S/ GUARDIAN CONSENT FORM

Name of Learner: _____

Date of Birth: _____ Sex: _____

Parent's/ Guardian's Name: _____

Relationship to Learner: _____

Home address: _____

Contact Number/s: _____

Title of the Activity: FAULTLINE - Seminar lecture and training with Film Showing Exhibit. The movie is focusing in Proactive Awareness and Training Campaign to Survive .

Objectives:

1. To use the seminar training and film showing as an alternative activity in response to DepEd issued guideline IRR of R.A 10871 also known as "BASIC Life Support Training School ACT" that covers both public and private basic education schools and institution ,including Alternative Learning System(ALS)learning system
2. To carry out a learning school activity in the most efficient and effective way
3. To be able to conduct an activity in the most economical way without sacrificing the obligation to achieve quality and excellence
4. To be an active partner of the school in molding the students to become competitive in all areas of learning.

School Venue: _____

Date of Activity: _____

Amount: ~~Php- 350.00~~ per student/parent

FAULTLINE INCLUSIONS:

- Film with film and sound and monitor set up
- Seminar ,Lecture and training with students after the film Trainings "FIRST RESPONDER COURSE"
 - Emergency Evacuation Awareness Training
 - First Aid Lecture
 - CPR Demonstration and return demo (Hands on)
- FREE Seminar, Lecture and Training for all teachers and non-teaching

As the parent/ Guardian of the above mentioned learner, I hereby acknowledge that I have been informed of the details of FILM SHOWING"FAULTLINE" about EARTHQUAKE .This exhibit is voluntarily participating in this film showing activity. Furthermore, I understand and agree that the rules and regulations established for the said activity are the safety and security of the participants, and thus instruct my child or children to obey them.

Having understood all the aforementioned, I hereby consent to allow my child or children to participate, acknowledging all of the foregoing. I am solely responsible for providing any expenses for my child or children's participation in the activity.

Parent/ Guardian's Name and Signature _____

Date _____